



## PRODUCT LINE-UP Vol.34



## OKADA EUROPE B.V.

[www.okadaeurope.com](http://www.okadaeurope.com)

Okada Europe B.V.  
Marten Meesweg 25G, 3068AV Rotterdam, The Netherlands  
TEL: +31(0)108991395  
EMAIL: [info@okadaeurope.com](mailto:info@okadaeurope.com)



YouTube



# OKADA QUALITY

Since 1938, OKADA develops powerful, high-speed and high-quality products for professionals worldwide.  
OKADA - industry leader proven by Japanese quality.



Okada Aiyon Corporation develops and manufactures a variety of attachments like hydraulic breakers, demolitions crushers, shears and cutters to be mounted on excavators, backhoe loaders and skid steer loaders. The whole range provides solutions for the demolition and recycle industry, civil engineering, construction and infrastructure industry and others.

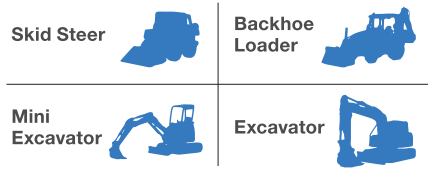
We continuously strive to develop new technologies, concepts and machines in order to maintain our industry leadership worldwide.

**Company Name** OKADA AIYON CORPORATION  
**Head Office** 4-1-18, Kaigan-dori, Minato-ku, Osaka 552-0022, Japan  
 TEL : +81-(0)6-6576-1268 FAX : +81-(0)6-6576-1516  
 Website : [www.okada-aiyon.com](http://www.okada-aiyon.com)  
**Established** July, 1938  
**Stock's Listing** Listed on the First Section of the Tokyo Stock Exchange. (March, 2016)

**Europe Office** Marten Meesweg 25G, 3068AV Rotterdam, The Netherlands  
 TEL: +31-(0)108991395  
 Website: [www.okadaeurope.com](http://www.okadaeurope.com)

**Sales Facility** 90+ dealers across more than 31 EU countries.

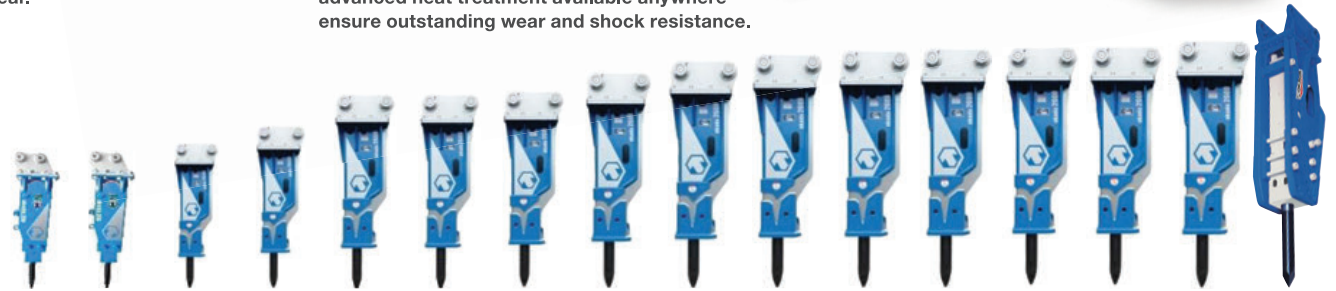

## okada series



Premium quality equals longer lifetime of breaker and carrier machine.

Power, reliability and high-efficiency.

Performance tests carried-out on all units at the factory.



	Unit	okada150	okada200	okada250	okada400	okada650	okada800	okada1000	okada1300	okada1500	okada2000	okada2600	okada3200	okada3600	okada4200	okada6000	TOP800
Working Pressure	MPa	6~13	9~12	9~12	9~12	11~16	12~17	14~17	14~19	14~19	14~19	14~19	16~19	14~19	15~19	15~19	15~18
Required Oil flow for Breaker	L/min	12~25	12~25	15~30	23~70	30~65	35~75	50~110	75~120	65~100	85~125	120~175	127~178	180~250	170~238	230~310	280~380
Frequency	bpm	930~1300	800~1400	550~1000	600~1500	600~1100	400~920	350~1000	350~900	400~900	320~700	350~800	270~400	300~650	230~470	230~500	260~360
Operating Weight	kg	76	94	138	187	328	393	577	830	1079	1231	1718	1989	2686	2900	3950	5600
Overall Length	mm	970	1070	1135	1450	1513	1609	2062	2125	2291	2419	2701	2967	2995	3209	3627	4420
Working Steel Dia.	mm	40	40	45	57	70	75	90	95	105	115	135	145	150	155	169	189
Suitable Carrier Machine	Ton	0.7~1.5	1.0~2.0	1.2~2.5	1.5~4	3~6.5	4.5~8	6~10	8~13	9~15	12~20	18~26	24~32	25~36	28~42	37~60	60~80
Carrier Output Flow Range	lpm	12~30	13~40	15~42	30~70	35~70	40~110	70~135	70~140	80~140	120~180	140~210	150~260	208~290	270~400	280~350	280~382

(Note) The above specifications are subject to change without notice.  
The above specifications assume the use of an OKADA flat mount bracket.

## OSC series PULVERIZER

Pulverizers were developed as a result of a growing need to reduce disposal volume and recycle concrete waste created during concrete building demolition. The flat, wide jaw design and an internal speed valve make it possible to grab and crush large sections of concrete quickly.


Large jaw opening and crushing area ensure unmatched productivity.

“Shell-shaped wedge” provides high crushing ability.

A high flow speed valve built into the cylinder achieves the faster cycle time in its class.

Short body:  
Easy to operate.

### BOLT-ON TOOTH PLATE SYSTEM (OSC-280AV)



## Electromagnet Type

The electromagnet is powered by the 24V battery of the carrier machine. No additional generator is required.



### ◆ Specifications (electromagnet type)

	Unit	OSC-200HMAV
Operating Weight	kg	2290
Overall Length	mm	2075
Overall Height	mm	1560
Max. Jaw Opening	mm	870
Cutter Blade Length	mm	150
Crushing Force (Center)	kN	880
Excavator Set Pressure	MPa	35
Speed Valve		YES
Suitable Carrier Range	Ton	18~30
Magnet Size	mm	690 x 540
Voltage for Magnet	V	24

(Note) The above specifications are subject to change without notice. The above specifications assume the use of an OKADA flat mount bracket.



### ◆ Specifications

	Unit	OSC-35BV	OSC-70BV	OSC-135BV	OSC-280AV	OSC-380AV	OSC-500AV	OSC-650AV
Operating Weight	kg	350	720	1180	2130	3750	5640	6460
Overall Length	mm	1230	1585	1855	1900	2610	3110	3625
Overall Height	mm	715	955	1175	1365	1715	2135	2210
Max. Jaw Opening	mm	425	600	730	885	1020	1465	1500
Cutter Blade Length	mm	90	100	150	150	180	215	215
Crushing Force (Center)	kN	315	450	600	880	965	1115	1400
Excavator Set Pressure	MPa	25	30	35	35	35	35	35
Speed Valve		YES	YES	YES	YES	YES	YES	YES
Suitable Carrier Range	Ton	3~5	6~9	10~16	18~30	30~50	40~100	50~100

(Note) The above specifications are subject to change without notice. The above specifications assume the use of an OKADA flat mount bracket.

## ORC series ROTATING PULVERIZER

High-speed pulverizer to process concrete walls, bricks and concrete lumps into small pieces. The right attachment to separate rebar for recycling.

A high oil flow speed valve built into the cylinder reduces cycle time.

Strong rotator with durable bearing.



### BOLT-ON TOOTH PLATE SYSTEM



### ◆ Specifications

	Unit	ORC-280AV	ORC-380AV
Rotation Type		HR	HR
Operating Weight	kg	2610	4520
Overall Length	mm	2255	2795
Overall Height	mm	1230	1495
Max. Jaw Opening	mm	835	1000
Cutter Blade Length	mm	180	215
Crushing Force (Center)	kN	750	1110
Excavator Set Pressure	MPa	35	35
Speed Valve		YES	YES
Suitable Carrier Range	Ton	22~38	35~50

(Note) The above specifications are subject to change without notice.  
The above specifications assume the use of an OKADA flat mount bracket.

## TS-S series

TS-S multi-crusher processes both reinforced concrete and steel structure.

The special casting alloy used delivers a lightweight crusher with superior durability.

Strong rotator with a durable bearing.



Curved shape provides outstanding shearing ability

Teeth for processing concrete (optional)



### ◆ Specifications

	Unit	TS-S250C	TS-S320C	TS-S430C	TS-S550C	TS-S660C
Rotation Type		FR	FR/HR	FR/HR	FR/HR	FR/HR
Operating Weight	kg	370	880/900	1540/1600	2720/2800	3920/3920
Overall Length	mm	1155	1630	2055/2195	2445/2550	2835
Overall Width	mm	605	875	1115	1400	1618
Max. Jaw Opening	mm	325	475	565	690	815
Max. Blade Opening	mm	220	340	400	515	630
Cutter Blade Length	mm	220/250	320/380	420/500	550/600	660/720
Cutting Force (at inner part)	kN	340	745	1080	1910	2310
Operating Pressure	MPa	25	28	28	32	32
Speed Valve		-	-	-	-	-
Suitable Carrier Range	Ton	3~6	9~15	10~25	20~35	30~50

(Note) The above specifications are subject to change without notice.  
The above specifications assume the use of an OKADA flat mount bracket.

# TS-WB series PRIMARY CRUSHER

Primary demolition crusher processes reinforced concrete structures, buildings, bridges and foundations.

The special casting alloy used delivers a lightweight crusher with superior durability.

Seamless steel casting one-piece body and one-piece arm.

The cylinder rod is protected by a rod cover. (Except for the TS-WB250, TS-WB350, TS-WB500V models)

The strong rotator features a durable bearing.

A high oil flow speed valve reduces cycle time. (Except for the TS-WB250, TS-WB350 models.)

Robust assembly.

Wider and deeper crushing area.

The wedge arm penetrates concrete structures.

## ◆ Specifications

	Unit	TS-WB250	TS-WB350	TS-WB500V	TS-WD720V	TS-WB950V
Rotation Type		FR	FR	FR	FR/HR	FR/HR
Operating Weight	kg	170	270	530	920/960	1780/1860
Overall Length	mm	925	1070	1390	1870	2140/2280
Max. Jaw Opening/Closing	mm	250/0	360/0	500/0	720/0	950/0
Overall Width	mm	615	680	835	1215	1405
Crushing Force (Tip)	kN	180	240	330	355	605
Excavator Set Pressure	MPa	21	25	25	28	35
Speed Valve		-	-	YES	YES	YES
Suitable Carrier Range	Ton	1.5~2.5	2.5~4	4~5.5	6-13	12~25

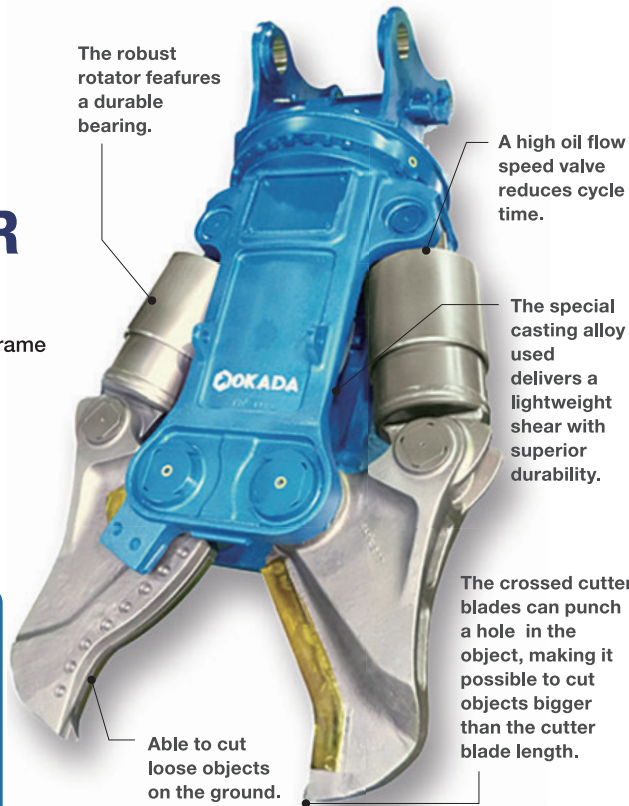
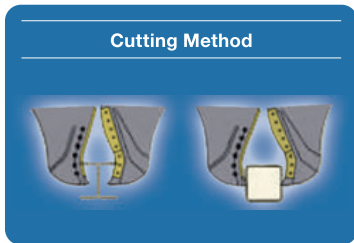
	Unit	TS-WB1100V	TS-WB1400V	TS-WD1700V	TS-WB1900V	TS-WD2200V	TS-WB2400V
Rotation Type		FR/HR	FR/HR	FR/HR	FR/HR	FR/HR	HR
Operating Weight	kg	2660/2720	4520/4580	5250	8200	10510	12810
Overall Length	mm	2525/2635	2970	3160	3560	3705	4050
Max. Jaw Opening/Closing	mm	1100/0	1400/0	1700/0	1900/0	2200/0	2400/0
Overall Width	mm	1625	1995	2335	2600	3090	3160
Crushing Force (Tip)	kN	940	1100	1280	2000	2100	2150
Excavator Set Pressure	MPa	35	35	35	35	35	35
Speed Valve		YES	YES	YES	YES	YES	YES
Suitable Carrier Range	Ton	20~35	30~50	40~70	70~100	70~100	100~

9 (Note) The above specifications are subject to change without notice. The above specifications assume the use of an OKADA flat mount bracket.



## TS-W series CROSS CUTTER

TSW cross cutter processes steel frame structure.



### ◆ Specifications


	Unit	TS-W650XCV	TS-W900XCV
Rotation Type		FR/HR	FR/HR
Operating Weight	kg	2620/2680	4480/4480
Overall Length	mm	2370/2480	2880
Overall Width	mm	1350	1615
Max. Jaw Opening	mm	680	1615
Cutter Blade Length	mm	640	700
Cutting Force (Center)	kN	1500	2650
Cutting Force (Tip)	kN	800	1260
Excavator Set Pressure	MPa	35	35
Speed Valve		YES	YES
Suitable Carrier Range	Ton	20~25	30~40

(Note) The above specifications are subject to change without notice.  
The above specifications assume the use of an OKADA flat mount bracket.

## TSRC series

TSRC multi-crusher processes concrete and steel frame structure, concrete building, steel bridge, steel building and more.

The special casting alloy used delivers a lightweight crusher with superior durability.



### ◆ Specifications

	Unit	TSRC-1000V	TSRC-1300V	TSRC-1700V
Rotation Method		FR/HR	FR/HR	FR/HR
Operating Weight	kg	2730/2820	4450/4510	8420
Overall Length	mm	2445/2555	2920/2920	3630
Jaw Opening Max. / Min.	mm	1000/0	1300/0	1700/0
Overall Width	mm	1540	1900	2430
Crushing Force (Tip)	kN	950	1100	1850
Cutting Force (Center)	kN	2470	2850	4880
Cutter blade length	mm	480	550	650
Operating Pressure	MPa	35	35	35
Speed Valve		YES	YES	YES
Suitable Carrier Range	Ton	20~35	30~50	60~100

(Note) The above specifications are subject to change without notice.  
The above specifications assume the use of an OKADA flat mount bracket.

The arched cutter blade provides robust cutting ability.



## TS-W series CUTTER

Processes steel frame structure.

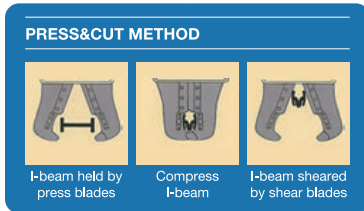
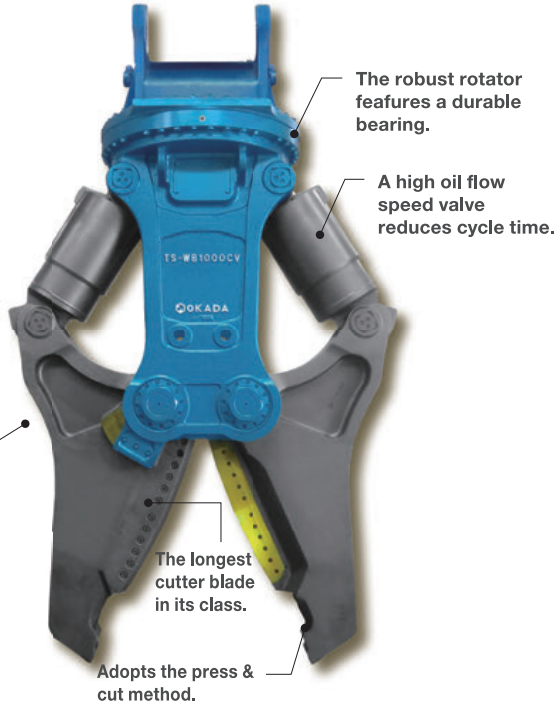
The special casting alloy used delivers a lightweight crusher with superior durability.

The longest cutter blade in its class.

Adopts the press & cut method.

The robust rotator features a durable bearing.

A high oil flow speed valve reduces cycle time.



### ◆ Specifications

	Unit	TS-WB600CV	TS-WB700CV	TS-WB800CV	TS-WB900CV	TS-WB1000CV	TS-WB1150CV
Rotation type		FR/HR	FR/HR	FR/HR	FR/HR	FR/HR	FR/HR
Operating weight	kg	2850/2940	4290/4290	5750/5750	8210/8210	10150/10150	11760/11760
Overall length	mm	2640	3050	3340	3880	4170	4460
Max.jaw opening	mm	710	930	1050	1190	1370	1600
Overall width	mm	1680	1650	1950	1940	2400	2360
Cutter blade length	mm	600	700	800	900	1000	1150
Cutting force(center)	kN	2300	2710	3000	2460	3675	3650
Excavator set pressure	MPa	35	35	35	35	35	35
Speed valve		YES	YES	YES	YES	YES	YES
Suitable carrier range	Ton	20~30	30~40	40~50	60~100	100~200	100~200

(Note) The above specifications are subject to change without notice.  
The above specifications assume the use of an OKADA flat mount bracket.

## OMC series WOOD CUTTER

OMC wood cutter processes logging materials, root ball, stump, and any other wood products.

For stump processing.  
**OMC-170PG**



A unique saw-shaped blade efficiently processes wood material.

**OMC160HR**

### ◆ Specifications

	Unit	OMC-160	OMC-170PG
Rotation Type		HR	HR
Operating Weight	kg	1570	1570
Overall Length	mm	2100	2240
Overall Width	mm	1595	1710
Max. Jaw Opening	mm	710	865
Crushing Force	kN	350	350
Excavator Set Pressure	MPa	32	32
Speed Valve		-	-
Suitable Carrier Range	Ton	11~22	11~22

(Note) The above specifications are subject to change without notice.  
The above specifications assume the use of an OKADA flat mount bracket.

**OMC160**




**OMC-170PG**





## TMB series TROMMEL SCREENING BUCKET

Separates C&D debris out of soil and sand, gravel and aggregates out of soil, non-flammable material from ashes at incinerator, stones out of excavated material and more.



**SCREENING DEBRIS:**  
Soil, garbage and various objects.

Front support for heavy loads.





### ◆ Specifications

	Unit	TMB-60	TMB-135	TMB-200	TMB-300
Operating Weight	kg	770	1650	2360	3090
Overall Length	mm	1820	2350	2580	3050
Overall Height	mm	1310	1670	1835	2010
Overall Width	mm	1050	1550	1680	1680
Screen Diameter	mm	815	1100	1200	1400
Screen Length	mm	950	1250	1400	1600
Suitable Carrier Range	Ton	6~9	10~16	20~25	30~40

(Note) The above specifications are subject to change without notice.  
The above specifications assume the use of an OKADA flat mount bracket.

## OD series

Designed to be extremely sturdy to perform all demolition & recycling tasks while keeping maintenance costs low. The grapples incorporate several hydraulic components used in the Okada crushers and are based on decades of Okada engineering experience.



### ◆ Specifications

	Unit	OD-60R	OD-120R	OD-200R
Operating weight	kg	480	850	1350
Overall height - open position	mm	1235	1375	1635
Max shelves opening	mm	1550	1820	2110
Shell width	mm	700	800	900
Operating pressure for cylinder	MPa	31.4	35	35
Maximum oil flow for cylinder	L/min	40~60	50~70	100~120
Operating pressure for Rotation	MPa	16	16	16
Maximum oil flow for Rotation	L/min	15	30	30
Grabbing force	kN	24	35	56
Rotation motor		1	2	2
Base machine Weight	ton	6~12	12~18	18~28

(Note) The above specifications are subject to change without notice.  
The above specifications assume the use of an OKADA flat mount bracket.

**NOTES:**

A series of horizontal lines for writing notes on page 17.

**NOTES:**

A series of horizontal lines for writing notes on page 18.